



READY SET... TRAVEL

As you look forward to your next vacation, consider digitizing your key travel documents. FidSafe® is an ideal way to organize those travel-related documents and keeps those important documents accessible wherever your travels take you. Instead of carrying paper documents and lists with you, you can access and share those same files via FidSafe's mobile app or via the web, as needed.

01 HEALTHCARE/MEDICAL

To ensure your medical documents are ready.

Personal Care Instructions
(Preferred Care in the Event of an Inability to Do So on Your Own)

Pet Care Instructions

Life Insurance Policy

Medicare/Medicaid Policy

Health Care Proxy and Instructions

Prescriptions/Prescription Schedule

Vaccination and Allergy Records

Doctor Information
(Family Medicine, Dental, Optical, etc.)

03 CONTACTS & ACCESS

Details on all key people.

Key People

Location of Paper Documents

Inventory and Location of Property
(Furniture, Art, Jewelry, etc.)

Account Log in Information

02 LEGAL DOCUMENTS

For your loved ones to be well-prepared in the event of your death or an emergency.

Durable Power of Attorney

Beneficiaries

Guardianship Designations

Contacts (Attorneys, Accountants, etc.)

Last Will and Testament

04 PERSONAL

Comprehensive list of personal identification information.

Passport

Driver's License

Social Security Card

Travel Itineraries, Including Flights, Hotels and Rentals



SIGN-UP

FidSafe® is quick, easy and free to use. It's your secure online solution that ensures the critical files you need are available to you and your family whenever and wherever you need them. To get started, follow our step-by-step instructions below. If you need support, email us at support@fidsafe.com. Get started securing your critical documents today.

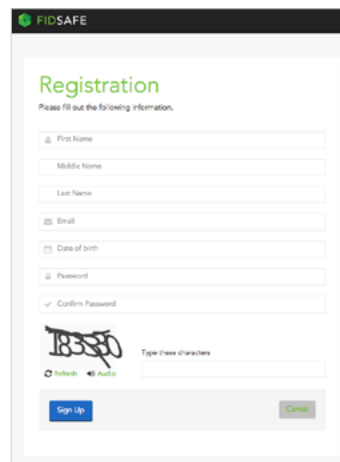
01 REGISTRATION

Fill out the registration form to start the process. With a few simple steps, you can begin to load your documents.

Select User Name

Create Password

Verify Your Email Address



The registration form includes fields for First Name, Middle Name, Last Name, Email, Date of Birth, Password, and Confirm Password. It also features a CAPTCHA image and a 'Sign Up' button.

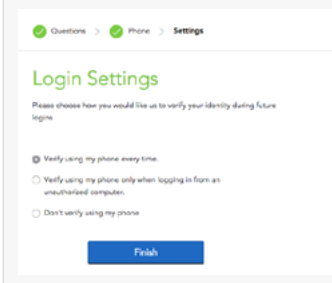
02 LOG IN AND CONFIRM

When you're ready to log in, simply enter your username and password. We ask you to answer security questions and verify a phone number. All part of FidSafe's secure, two-factor authentication.

Log In

Answer Security Questions

Enter and Verify a Phone Number



The login settings form shows options for two-factor authentication: 'Verify using my phone every time', 'Verify using my phone only when logging in from an unauthorized computer', and 'Don't verify using my phone'. A 'Finish' button is at the bottom.

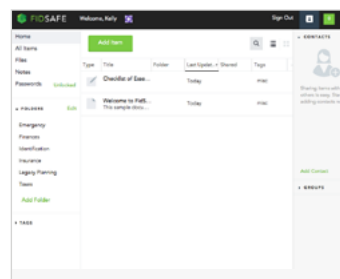
03 START ORGANIZING

Congratulations, you've created your FidSafe account. Now you can begin organizing your important documents and sharing files with family and trusted advisors.

Load Your First Document

Add Contacts

Utilize Our Checklists



The home dashboard shows a sidebar with 'All Items', 'Files', 'Notes', 'Passwords', 'Emergency', 'Insurance', 'Legacy Planning', and 'Tools'. The main area displays a 'Checklist of Done' table with columns for Title, Status, and Date. A 'Share' button is visible on the right.