



READY SET... IMPORTANT NUMBERS

Your everyday life is full of important numbers, ranging from membership accounts to financial information. Instead of weighing down your keychain or wallet with membership and loyalty cards, store them all in one place with FidSafe®. FidSafe® securely centralizes your documents in one place and you can conveniently access them through your mobile device whenever and wherever you might need them.

01 **MEMBERSHIP ACCOUNTS**

For your membership account details, identification numbers and cards.

Library Card

Gym Membership

Dry Cleaners

Museums

Zoo/Aquarium

Roadside Assistance

03 **TRAVEL**

Lodging and transportation membership identifications and account status.

Airlines

Hotels

Auto Rentals

Commuter Passes

02 **FREQUENT BUYERS CARDS**

Customer loyalty and reward programs for companies where you often shop.

Gas Stations

Grocery

Drugstore

Retail

Restaurants

Coffee Shops

Movie Theaters

Auto Repair

04 **MISCELLANEOUS**

Records of existing financial accounts and insurance information.

Credit Card/Debit Card Images

Gift Card Images

Health and Dental Insurance Cards

SIGN-UP

FidSafe® is quick, easy and free to use. It's your secure online solution that ensures the critical files you need are available to you and your family whenever and wherever you need them. To get started, follow our step-by-step instructions below. If you need support, email us at support@fidsafe.com. Get started securing your critical documents today.

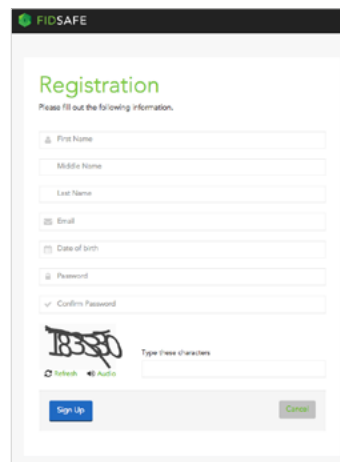
01 REGISTRATION

Fill out the registration form to start the process. With a few simple steps, you can begin to load your documents.

Select User Name

Create Password

Verify Your Email Address



The registration form includes fields for First Name, Middle Name, Last Name, Email, Date of Birth, Password, and Confirm Password. It also features a CAPTCHA image and a 'Sign Up' button.

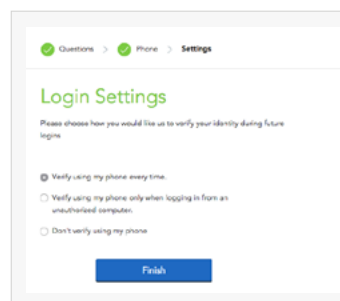
02 LOG IN AND CONFIRM

When you're ready to log in, simply enter your username and password. We ask you to answer security questions and verify a phone number. All part of FidSafe's secure, two-factor authentication.

Log In

Answer Security Questions

Enter and Verify a Phone Number



The login settings form shows options for verification: 'Verify using my phone every time' (selected), 'Verify using my phone only when logging in from an unauthorized computer', and 'Don't verify using my phone'. A 'Finish' button is at the bottom.

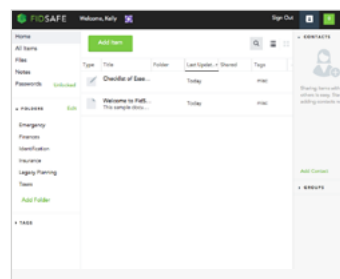
03 START ORGANIZING

Congratulations, you've created your FidSafe account. Now you can begin organizing your important documents and sharing files with family and trusted advisors.

Load Your First Document

Add Contacts

Utilize Our Checklists



The home dashboard shows a sidebar with 'All Items', 'Files', 'Notes', 'Passwords', 'Emergency', 'Insurance', 'Legacy Planning', and 'Tools'. The main area displays a 'Checklist of Done' table with columns for Title, Status, and Date. A 'Add Item' button is at the top right.